

# PRESSURE MONITORING CYLINDERS

hydraulic, pmax. 500 bar

## Description:

Pressure monitoring cylinders convert a hydraulic signal (test pressure/pressure loss) into a mechanical signal that can be evaluated by means of electrical or pneumatic switch units. They are used predominantly in hydraulic systems that are not connected to a pressure generator e.g. fixed clamping systems.

## Operating conditions:

The pressure monitoring cylinders are equipped with three compression springs which can measure any pressure between 15 and 500 bar depending on their combination and adjustable pretensioning.

When the preset pressure is reached, the piston moves through a stroke of 2,5 mm. This can be detected by means of a limit switch, an inductive proximity switch or pneumatic/electric booster relay.

The particular advantage of this pressure monitoring cylinder lies in the fact, that after just minimal pressure loss (max. 15 %) the piston returns to its starting position, so generating a signal that can e.g. stop the production process.

## Installation instructions:

Dismount the springs which are not necessary for the test pressure so that only the springs according to the table "Setting ranges" remain in the cylinder. Fine adjustments are made on the front adjustment nut.

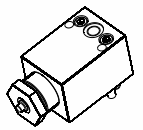
Adjust the signal element that is to be operated by the DUZ in extracted position of the piston. Assemble all supplied fastening elements. Thus, the switching point is reversible.

When using the drilled channels in the cylinder with manifold connection, the connection bore must show a maximum diameter of 6 mm.



Webcode: 060005

We also design and manufacture special designs

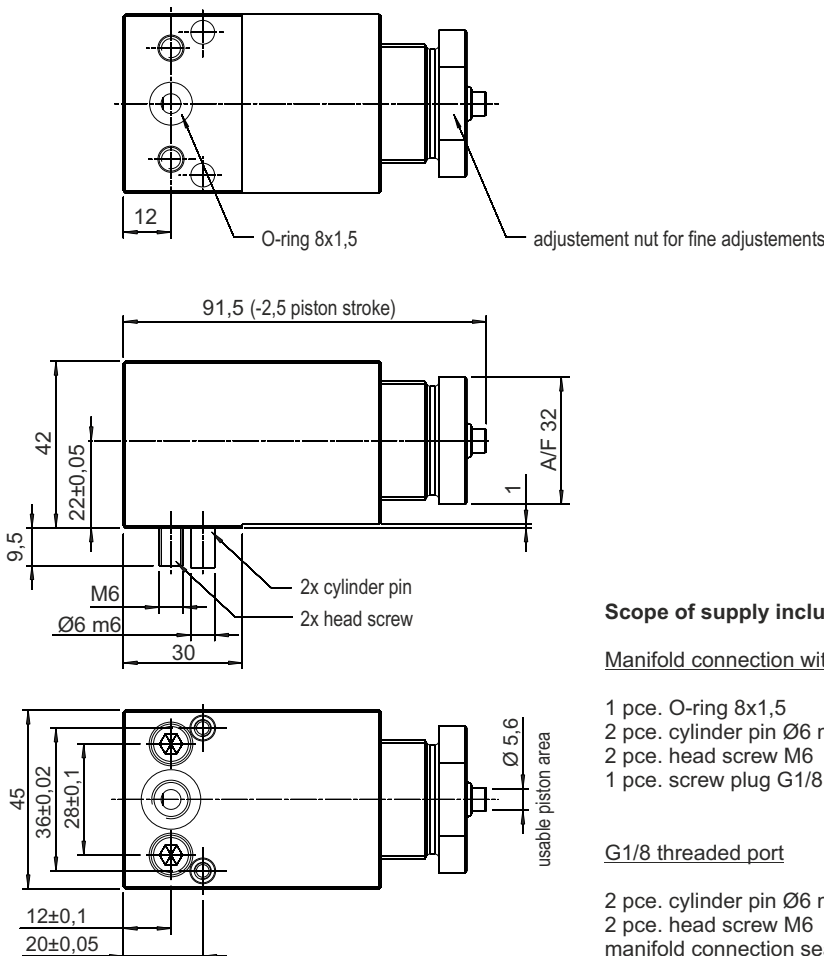


## Connections:

- ⊗ G1/8 threaded port, back side
- ⊗ Manifold connection with O-ring, bottom side

## Setting ranges:

Spring selection:	Setting:
spring 1	15 - 80 bar
spring 2	80 - 180 bar
spring 3	140 - 200 bar
spring 1+2	90 - 260 bar
spring 1+3	160 - 300 bar
spring 2+3	210 - 400 bar
spring 1+2+3	250 - 500 bar



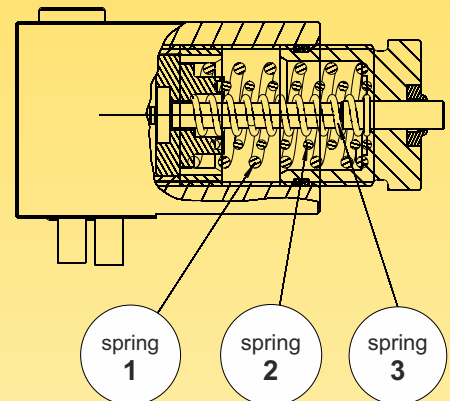
## Scope of supply includes:

Manifold connection with O-ring

- 1 pce. O-ring 8x1,5
- 2 pce. cylinder pin Ø6 m6
- 2 pce. head screw M6
- 1 pce. screw plug G1/8

G1/8 threaded port

- 2 pce. cylinder pin Ø6 m6
- 2 pce. head screw M6
- manifold connection sealed



## Pressure monitoring cylinder:

- Manifold connection with O-ring, bottom side
- G1/8 threaded port, back side
- O-ring 8x1,5 (spare part)

## Order number:

- DUZ-500-001
- DUZ-500-002
- 6011-002

**HYDROKOMP®**  
Hydraulische Komponenten GmbH

Siemensstraße 16, 35325 Mücke (Germany)  
Phone: +49 6401 225999-0  
Fax: +49 6401 225999-50  
E-mail: info@hydrokomp.de  
Internet: www.hydrokomp.de